


GENERATION SHUTTERS



www.generationshutters.co.uk

MIMEO 
COMPOSITE SHUTTERS

CLASSIC 
DOUGLAS FIR SHUTTERS

SELECT 
ASH WOOD SHUTTERS



MIMEO 
COMPOSITE SHUTTERS

MIMEO - COMPOSITE PLANTATION SHUTTERS

Mimeo Composite shutters are specifically designed for all rooms but are ideal for bathrooms and wetrooms as they withstand high humidity, moisture and are 100% waterproof.

This range offers the best value for money and can be supplied in **up to 5 weeks**. The Mimeo Composite Shutters are covered by a **10 years warranty**.

CLASSIC

DOUGLAS FIR SHUTTERS

CLASSIC - DOUGLAS FIR WOOD SHUTTERS

Further adding to the versatility of the product, it comes available in 12 colours, ranging from **white to dark grey**. Should that not be enough, we can also provide a **colour matching service** and **achieve what ever colour might be needed**.

The Classic Shutter range is covered by a **5 years warranty**.

STANDARD COLOURS



SELECT

ASH WOOD SHUTTERS

SELECT - ASH WOOD SHUTTERS

The Select Ash wood shutters offer a great combination of **strength** and **shock resistance**. One distinctive feature for this range is the **natural wood grain surface** of the finished product.

Colour-wise, Select Shutters can be manufactured in any of our **12 different standard colours**. For an added natural touch, you might as well pick from our **Stained Colour Palette of 10 Colours**, that copy the looks of natural wood species such as: **Walnut, Chestnut, Oak or others**.

Select Shutters are covered by a **5 year warranty**.

STAINED COLOURS




STANDARD COLOURS





FULL-HEIGHT STYLE

The Full Height shutter panels span the entire height of the window. As a further customisation, panels may have **Split Louvre Sections** or **Midrails**.



CAFE STYLE

Cafe Style Shutter will only cover the lower section of a window. By default they follow the window layout but can be built as low or as high as needed. Cafe Shutters can come **with** or **without a top side frame**



TIER ON TIER STYLE

This layout allows for two sets of panels on top of each other that opens independently. It provides the most control in managing airflow and light. Tier on Tier shutters may come **with** or **without a horizontal T-post**.



SOLID PANELS

The Solid Panels Shutters were created having tradition in mind. They are a lot more beneficial at keeping light at bay when needed. Solid Panels have no slats and **can be built in conjunction with any of the other styles**.



TRACKED BI-FOLDING

The Tracked Bi-Folding style comes with panels mounted on 1 set of rails: top and bottom. The panels fold to either or both side of the opening. This design is particularly suitable for patio doors or room divider.



TRACKED BI-PASS

The Tracked Bi-pass configuration comes with the panels mounted on at least 2 different sets of parallel rails. In this case, the panels slide and overlay on top of each other. The panels get mounted onto the rails only and they are not hinged.



FRENCH CUT DOORS

The French Cut Door Configuration is meant for single opening doors. The shutter will always be full height and will allow for either a square cut or a round cut around the door handles.




SPECIAL SHAPES

Besides rectangular shaped shutters we can offer solutions for various shaped windows or openings. Odd shaped windows may have shutters too, whether they are round, oval, rake shaped and triangular.


SHUTTERS FOR VARIOUS WINDOW SHAPES



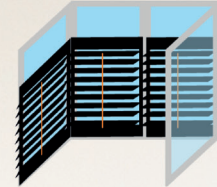
Rectangular



3 Section Bay Windows



Bow Bay Windows



Box Bay Windows



Half Round Sunburst



Elongated eyebrow Sunburst




Eyebrow Sunburst



Quarter Round



Circle



Triangle



Hexagon



Octagon



Angles



Raked



Multi Panel Arch



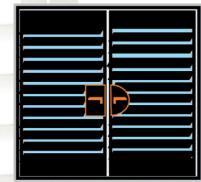
Sunburst at Top with Divider Strip



Sunburst at Top with T post



Sunburst at Top with Frame



French Door Cutout

SHUTTERS WITH INTEGRATED BLACKOUT BLINDS

Plantation shutters can add elegance and beauty to your home, but will not completely block the light, as there will be light ingress! The new design **blackout plantation shutters** are a mix of a blind system and shutters that **can help to completely block out the light.**



BENEFITS OF HAVING PLANTATION SHUTTERS

PRIVACY

Plantation shutters can ideal for those who seek privacy without having to sacrifice the valuable sunlight. The louvres can be easily tilted according to the sunlight position or direction, in order to let it in entirely. When shut, shutters are a great way to keep out prying eyes, especially if you live on a busy street.


INSULATION

Besides allowing for light control, Plantation Shutters can help in mitigating noise coming from the outside, as well as acting as another layer of insulation against the cold winter drafts or the summer's heat wave.

ADDED VALUE

As opposed to using curtains or blinds, plantation shutters add up to the property's value itself, which make shutters an attraction when it comes to new developments or refurbishments. Kerb appeal, elegance, being a permanent fixture, reduced utility bills.

GENERATION
SHUTTERS



020 8644 3535 | www.generationshutters.co.uk | info@generationshutters.co.uk